




# HEAVY-DUTY DRYWALL SCREWDRIVER



## 6742-20

- 10' 2-WIRE RUBBER CORD
- INCLUDES #2 DRYWALL BIT TIP AND MAGNETIC BIT TIP HOLDER



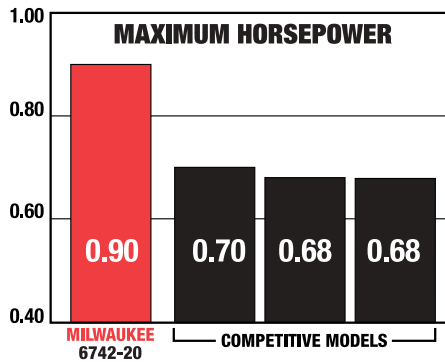
**IMPROVED ERGONOMICS, SOFT-GRIP**

### BEST POWER TO WEIGHT RATIO

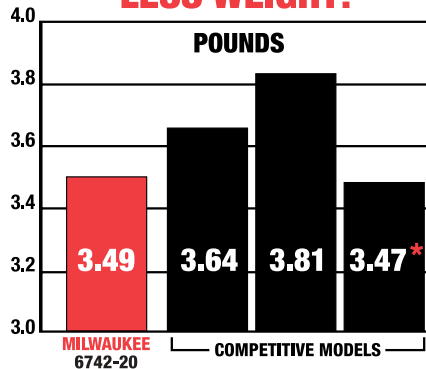
- Powerful 6.5 Amp Milwaukee Motor
- Variable Speed Control, 0-4000 RPM
- Lightweight Design
- Quiet Snap-Action Clutch
- Ramp-Off Depth Locator \*
- Patented Locator Design Positively Maintains Setting When Removed From Tool
- Improved Guidance System For Less Run-Out
- All Metal Gear Case and Diaphragm
- Ergonomic Tactile Grip On Handle And Motor Housing
- New Switch With Two-Finger Trigger
- Removable Belt Clip With Integral Bit Storage
- Modular Brush Card Design
- All Ball And Roller Bearings

\* Patent Pending

### MORE HORSEPOWER!



### LESS WEIGHT!



## SPECIFICATIONS

CATALOG NUMBER	VOLTS AC ONLY	AMPS	NO LOAD RPM	BIT SHANK SIZE	SPINDLE OFFSET	LENGTH	NET WGT.* LBS.	SHIP. WGT. LBS.
6742-20	120	6.5	0-4000	1/4" HEX	.92"	12-3/4"	3.5	4.1

STANDARD EQUIPMENT FOR 6742-20 – 48-32-1040 #2 Drywall Bit Tip, 48-32-3065 Magnetic Bit Tip Holder, 42-70-5280 Belt Clip, 49-26-1036 Drywall Locator Assembly.

\* Weight Includes cord.

\* Plastic Gear Case