

High Performance Lifting™

**Air or Electrical Delivery Systems
Lateral Maneuverability**

COFFING®
HOISTS

CB-11


Articulated Jib Arms

Coffing® Articulated Jib Arms provide maximum flexibility and lateral maneuverability, especially in confined areas. Available with electrical or pneumatic delivery systems, Coffing Articulated Jib Arms provide substantial positioning coverage for minimum investment.

- **The Positioning Solution** - Coffing Articulated Jib Arms feature two 360° pivot arms that provide efficient, ergonomic operation in tight spaces, where headroom limitations rule out the use of straight armed jibs, and where loads are heavy or awkward.
- **Choice of Mounts** - Available in pedestal and overhead-mounted units—added flexibility for your lifting environment.
- **Models & Capacity** - Available in three model series: Light Duty, Standard, and Heavy Duty. Capacities up to 1-ton serving work areas up to 32 feet in diameter.
- **Smooth Operator** - Heavy bearings in both arms assure ease of movement and accurate positioning. Provides smooth and flowing horizontal movement, regardless of load position within the working radius.
- **Versatile** - Can accommodate a wide range of Coffing electric chain, wire rope, and air powered hoists, plus a variety of air and electrical accessories / tools.
- **One-Year Warranty**
- **Made in USA**



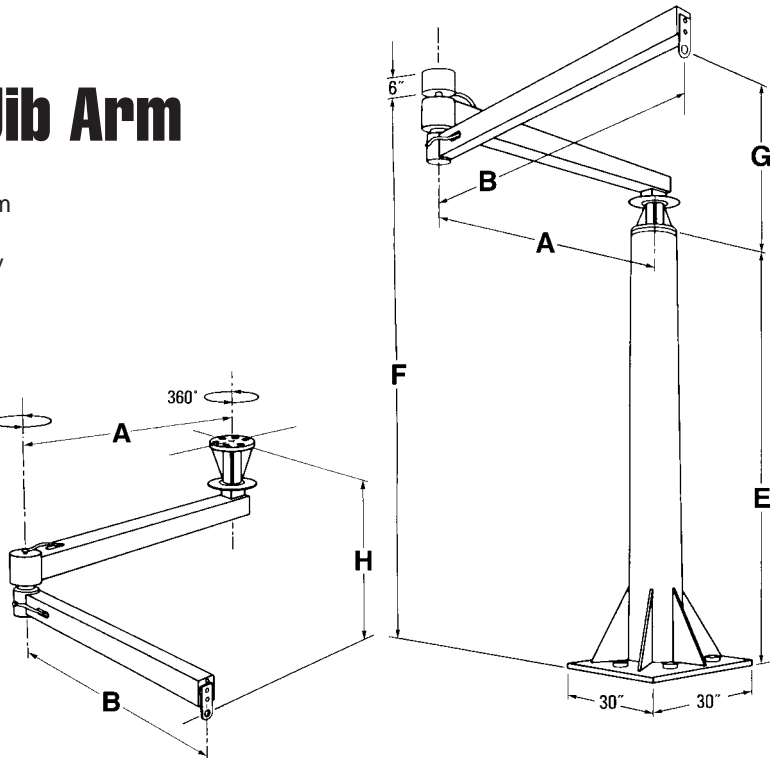
*Electrified
Articulated Jib Arm*



*Articulated Jib Arm
with Air Piping*

Electrified Articulated Jib Arm

- Flexibility** - The Coffing Electrified Articulated Jib Arm gives operators the lateral maneuverability of an articulated jib arm with the added flexibility provided by an electrical supply.
- Coverage** - With two 360° pivot arms, reach and operation into confined areas is possible. Pedestal and overhead mounting available.
- Power Up** - These units come standard with conductor wire and electric plugs—floor or overhead mounted. Add a wide range of Coffing electric chain and wire rope hoists *plus* electric accessories and tools.
- Capacity** - Capacities up to 1 ton serving work areas up to 32 feet in diameter.
- Smooth Operation** - Heavy bearings in both arms assure ease of movement and accurate positioning. Provides smooth and flowing horizontal movement, regardless of load position within the working radius.



360° Continuous Rotation
Collector Ring Assembly

360°
Primary Pivot
with
Caliper-Type
Brake

Model Number	Capacity Lbs. (kg.)	Reach Ft. (m)	A	B	E
LIGHT DUTY MODELS					
CEJ310-8	310 (141)	8 (2.4)	56"	40"	90"
CEJ280-9	280 (127)	9 (2.7)	63"	45"	90"
CEJ250-10	250 (114)	10 (3.0)	70"	50"	90"
CEJ230-11	230 (108)	11 (3.3)	77"	55"	90"
CEJ210-12	210 (96)	12 (3.6)	84"	60"	90"
CEJ190-13	190 (86)	13 (3.9)	91"	65"	90"
CEJ180-14	180 (82)	14 (4.2)	98"	70"	90"
CEJ170-15	170 (77)	15 (4.5)	105"	75"	90"

Reference Dimensions:

G is 37/8" **H** is 18 1/8" **E** + 16 1/4" = **F**

STANDARD DUTY MODELS

CEJ1250-8	1250 (569)	8 (2.4)	56"	40"	98"
CEJ1110-9	1110 (505)	9 (2.7)	63"	45"	98"
CEJ1000-10	1000 (455)	10 (3.0)	70"	50"	98"
CEJ910-11	910 (414)	11 (3.3)	77"	55"	98"
CEJ835-12	835 (380)	12 (3.6)	84"	60"	98"
CEJ770-13	770 (350)	13 (3.9)	91"	65"	98"
CEJ715-14	715 (325)	14 (4.2)	98"	70"	98"
CEJ665-15	665 (302)	15 (4.5)	105"	75"	98"

Reference Dimensions:

G is 6 1/4" **H** is 31 5/8" **E** + 26 1/2" = **F**

HEAVY DUTY MODELS

CEJ2000-8	2000 (910)	8 (2.4)	56"	40"	98"
CEJ1785-9	1785 (814)	9 (2.7)	63"	45"	98"
CEJ1600-10	1600 (728)	10 (3.0)	70"	50"	98"
CEJ1460-11	1460 (664)	11 (3.3)	77"	55"	98"
CEJ1340-12	1340 (609)	12 (3.6)	84"	60"	98"
CEJ1256-13	1256 (562)	13 (3.9)	91"	65"	98"
CEJ1150-14	1150 (523)	14 (4.2)	98"	70"	98"
CEJ1071-15	1071 (487)	15 (4.5)	105"	75"	98"
CEJ1000-16	1000 (455)	16 (4.8)	112"	80"	98"

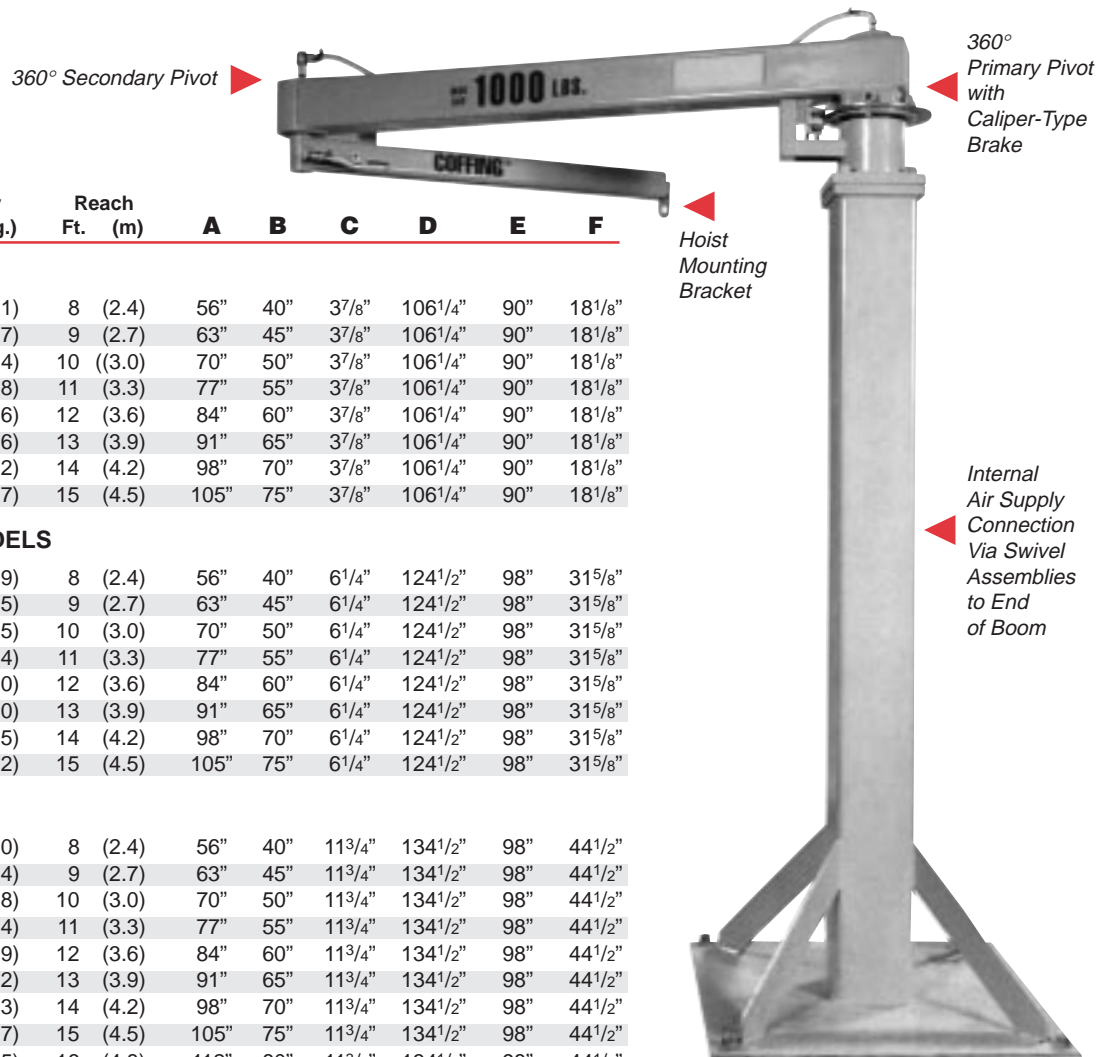
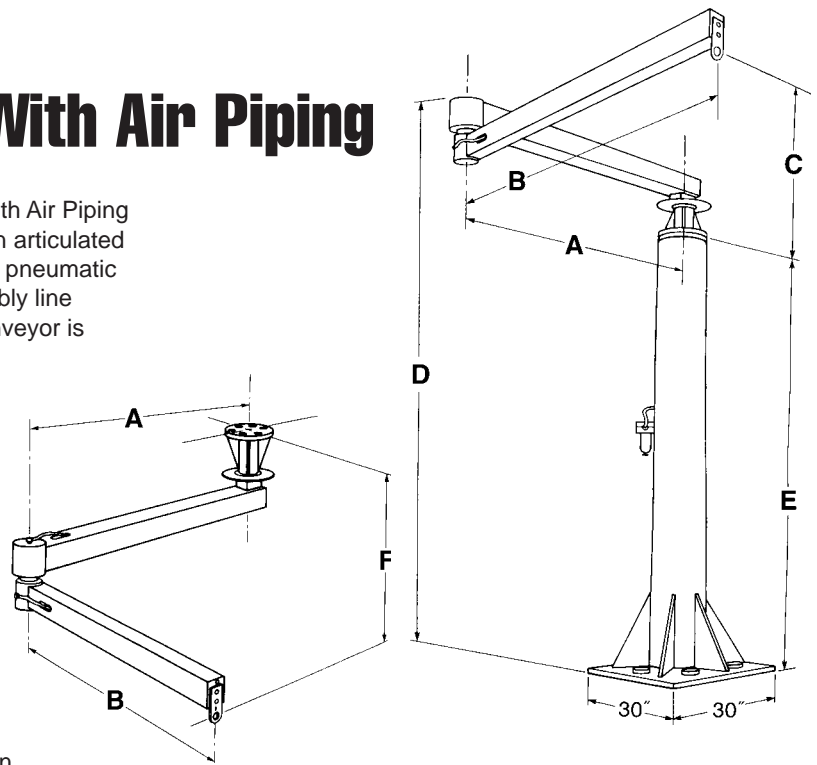
Reference Dimensions:

G is 11 3/4" **H** is 44 1/2" **E** + 36 1/2" = **F**



Articulated Jib Arm With Air Piping

- Flexibility** - The Coffing Articulated Jib Arm with Air Piping gives operators the lateral maneuverability of an articulated jib arm with the added flexibility provided by the pneumatic delivery system. Especially practical for assembly line operations where lateral movement along a conveyor is required.
- Coverage** - With two 360° pivot arms, reach and operation into confined areas is possible. Pedestal or overhead mounting available.
- Power Up** - Internal pneumatic piping makes it ideal to use with lifting devices such as the Coffing Air Balancer.
- Capacity** - Capacities up to 1 ton serving work areas up to 32 feet in diameter.
- Smooth Operation** - Heavy bearings in both arms assure ease of movement and accurate positioning. Provides smooth and flowing horizontal movement, regardless of load position within the working radius.



Model Number	Capacity Lbs. (kg.)	Reach Ft. (m)	A	B	C	D	E	F
LIGHT DUTY MODELS								
CAJ310-8	310 (141)	8 (2.4)	56"	40"	37/8"	106 1/4"	90"	18 1/8"
CAJ280-9	280 (127)	9 (2.7)	63"	45"	37/8"	106 1/4"	90"	18 1/8"
CAJ250-10	250 (114)	10 (3.0)	70"	50"	37/8"	106 1/4"	90"	18 1/8"
CAJ230-11	230 (108)	11 (3.3)	77"	55"	37/8"	106 1/4"	90"	18 1/8"
CAJ210-12	210 (96)	12 (3.6)	84"	60"	37/8"	106 1/4"	90"	18 1/8"
CAJ190-13	190 (86)	13 (3.9)	91"	65"	37/8"	106 1/4"	90"	18 1/8"
CAJ180-14	180 (82)	14 (4.2)	98"	70"	37/8"	106 1/4"	90"	18 1/8"
CAJ170-15	170 (77)	15 (4.5)	105"	75"	37/8"	106 1/4"	90"	18 1/8"
STANDARD DUTY MODELS								
CAJ1250-8	1250 (569)	8 (2.4)	56"	40"	6 1/4"	124 1/2"	98"	31 5/8"
CAJ1110-9	1110 (505)	9 (2.7)	63"	45"	6 1/4"	124 1/2"	98"	31 5/8"
CAJ1000-10	1000 (455)	10 (3.0)	70"	50"	6 1/4"	124 1/2"	98"	31 5/8"
CAJ910-11	910 (414)	11 (3.3)	77"	55"	6 1/4"	124 1/2"	98"	31 5/8"
CAJ835-12	835 (380)	12 (3.6)	84"	60"	6 1/4"	124 1/2"	98"	31 5/8"
CAJ770-13	770 (350)	13 (3.9)	91"	65"	6 1/4"	124 1/2"	98"	31 5/8"
CAJ715-14	715 (325)	14 (4.2)	98"	70"	6 1/4"	124 1/2"	98"	31 5/8"
CAJ665-15	665 (302)	15 (4.5)	105"	75"	6 1/4"	124 1/2"	98"	31 5/8"
HEAVY DUTY MODELS								
CAJ2000-8	2000 (910)	8 (2.4)	56"	40"	11 3/4"	134 1/2"	98"	44 1/2"
CAJ1785-9	1785 (814)	9 (2.7)	63"	45"	11 3/4"	134 1/2"	98"	44 1/2"
CAJ1600-10	1600 (728)	10 (3.0)	70"	50"	11 3/4"	134 1/2"	98"	44 1/2"
CAJ1460-11	1460 (664)	11 (3.3)	77"	55"	11 3/4"	134 1/2"	98"	44 1/2"
CAJ1340-12	1340 (609)	12 (3.6)	84"	60"	11 3/4"	134 1/2"	98"	44 1/2"
CAJ1256-13	1256 (562)	13 (3.9)	91"	65"	11 3/4"	134 1/2"	98"	44 1/2"
CAJ1150-14	1150 (523)	14 (4.2)	98"	70"	11 3/4"	134 1/2"	98"	44 1/2"
CAJ1071-15	1071 (487)	15 (4.5)	105"	75"	11 3/4"	134 1/2"	98"	44 1/2"
CAJ1000-16	1000 (455)	16 (4.8)	112"	80"	11 3/4"	134 1/2"	98"	44 1/2"

Have Your Material Handling System ***Market Matched***TM



Coffing systems are *Market Matched* -- offering the right hoisting products to complete your important material handling applications. The result — saved time, effort, and cost.

Choose from the renowned **EC** and **ELC** electric chain hoists, the **CAH** Air Chain Hoists, **CBL** Air Balancer, or the **TMM-140** Air Manipulator with your Coffing Articulated Jib system.

For more information, request the following Coffing publications from your Coffing representative today:

EC and ELC	#201 Catalog
CAH	CAH-1
CBL	CAB-1
TMM-140	CB-9

⚠ WARNING

Overloading and Improper Use Can Result In Injury

To Avoid Injury:

- Do not exceed working load limit, load rating, or capacity.
- Do not use to lift people or loads over people.
- Use only alloy chain and attachments for overhead lifting.
- Read and follow all instructions.

High Performance LiftingTM

COFFING[®]

HOISTS

Country Club Road • PO Box 779
Wadesboro, NC 28170 USA

Phone: (800) 477-5003 (704) 694-2156
FAX: (800) 374-6853 (704) 694-6829