



- High capacity 3Ah Li-ion battery
- Compact size (L x H x W): 7-1/2" x 8-43/64" x 2-13/32"
- Light weight (incl. battery): 3.61 lbs.
- High power:
 - Impact mode: 1,239 in.lbs.
 - Drill & Driver mode: 124 in.lbs.
- Variable speed/Reversible:
 - Impact mode: 0 - 2,350 rpm
 - Drill & Driver mode: 0 - 700 rpm
- Impact/min.:
 - 0 - 3,300 ipm in Impact Mode
- Multi function:
 - Impact mode: Heavy duty fastening with less kick back
 - Drill & Driver mode: Drilling and fastening with clutch function
- 1/4" hex quick connect chuck
- Charging Time (using EY0L80B charger)*:
 - Usable: 35 minutes Full: 50 minutes
- Electronic performance monitoring system
- Flash light included
- LED work light
- Belt hook
- With an extra battery pack as standard equipment



Typical Application

- General construction
- Plumbing
- Finishing carpenter
- Electric installation work

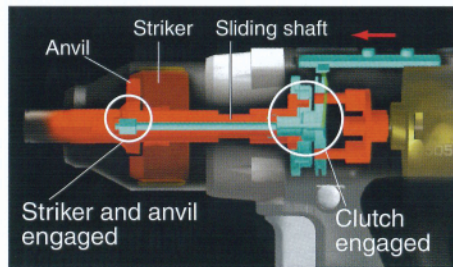

Optional Accessory

Drill chuck (3/8") adaptor for impact driver EY9HX409E

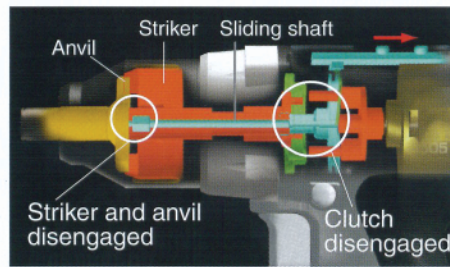


Multi Function Technology

Dual mode switching design in a single unit "Drill & Driver Mode" and "Impact Mode"



Sliding shaft engages Striker and Anvil. The clutch mechanism is engaged.



Striker and Anvil are disengaged. Striker hits Anvil generating high power with less kick back.



White LED light with condenser lens
Even in the dark, areas for fastening screws can be clearly seen.

Drill & Driver Mode		Impact Mode	
<p>DRILLING</p> <ul style="list-style-type: none"> • Wood • Metal 	<p>DRIVING</p> <ul style="list-style-type: none"> • Wood Screw • Metal Screw 	<p>DRIVING</p> <ul style="list-style-type: none"> • Wood Screw • Metal Screw • Self-Drilling Screw • Plastic Anchor 	<p>FASTENING</p> <ul style="list-style-type: none"> • Coach Screw • Bolt & Nut • Plastic Anchor • Self tapping masonry screw
<p>Wood / Metal drill bit</p>	<p>(+)(-) head Torx head</p>	<p>(+)(-) head Torx head</p>	<p>Impact socket</p>