



Tool Products

# OPERATOR'S MANUAL

INCLUDING: OPERATION, INSTALLATION & MAINTENANCE


## SINGLE ARM WORKSTATION

Released: 5-15-90

Revised: 3-3-95

Form: 3625-2

Models: WB1( )A-0( ), WW1( )A-0( ),  
WB1( )A-1( ), WW1( )A-1( ),  
WB1( )A-2( ), WW1( )A-2( ),  
WB1( )A-3( ) and WW1( )A-3( ).



(SCREWDRIVER NOT INCLUDED)

For parts and service information, contact your local ARO distributor, or the Customer Service Dept. of the Ingersoll-Rand Distribution Center, White House, TN at PH: (615) 672-0321, FAX: (615) 672-0601.

**ARO Tool Products**

**Ingersoll-Rand Company**

1725 U.S. No. 1 North • P.O. Box 8000 • Southern Pines, NC 28388-8000

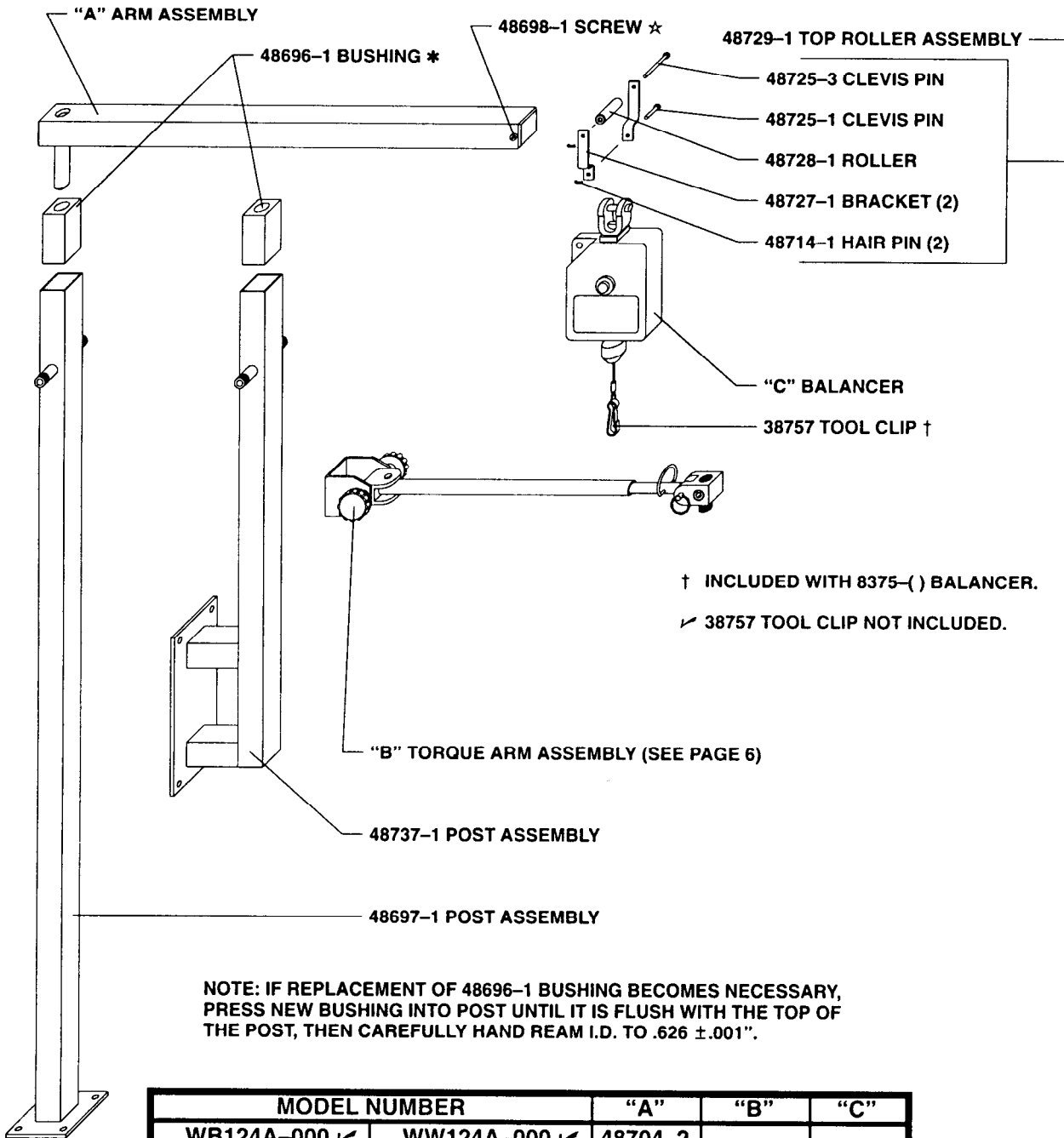
©1995 THE ARO CORPORATION • PRINTED IN U.S.A.

**INGERSOLL-RAND®**  
**PROFESSIONAL TOOLS**

# MODELS WB1( ) ( )A-0( ) AND WW1( ) ( )A-0( ) (BASIC MODEL)

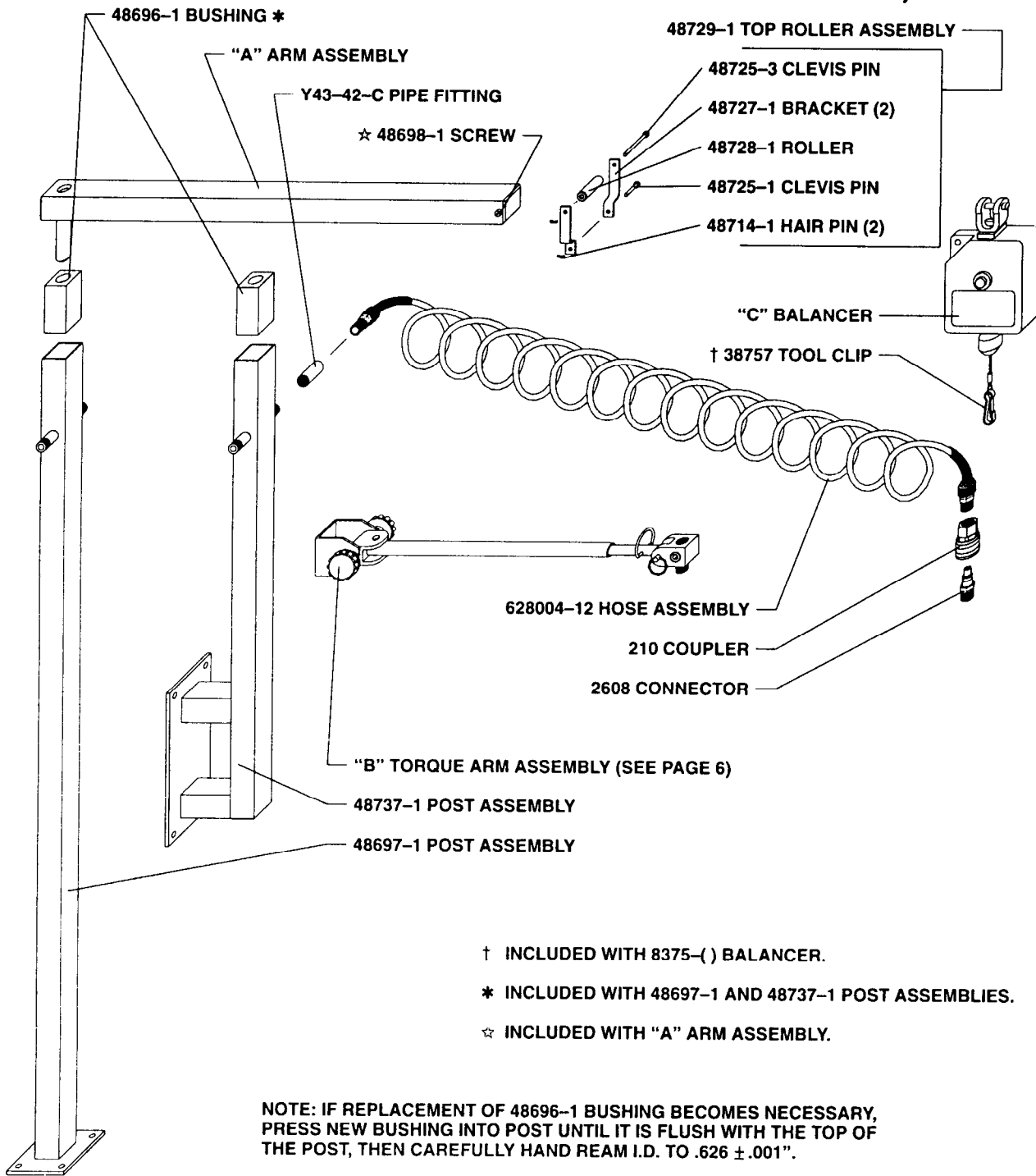
\* INCLUDED WITH 48697-1 AND 48737-1 POST ASSEMBLIES.

☆ INCLUDED WITH "A" ARM ASSEMBLY.



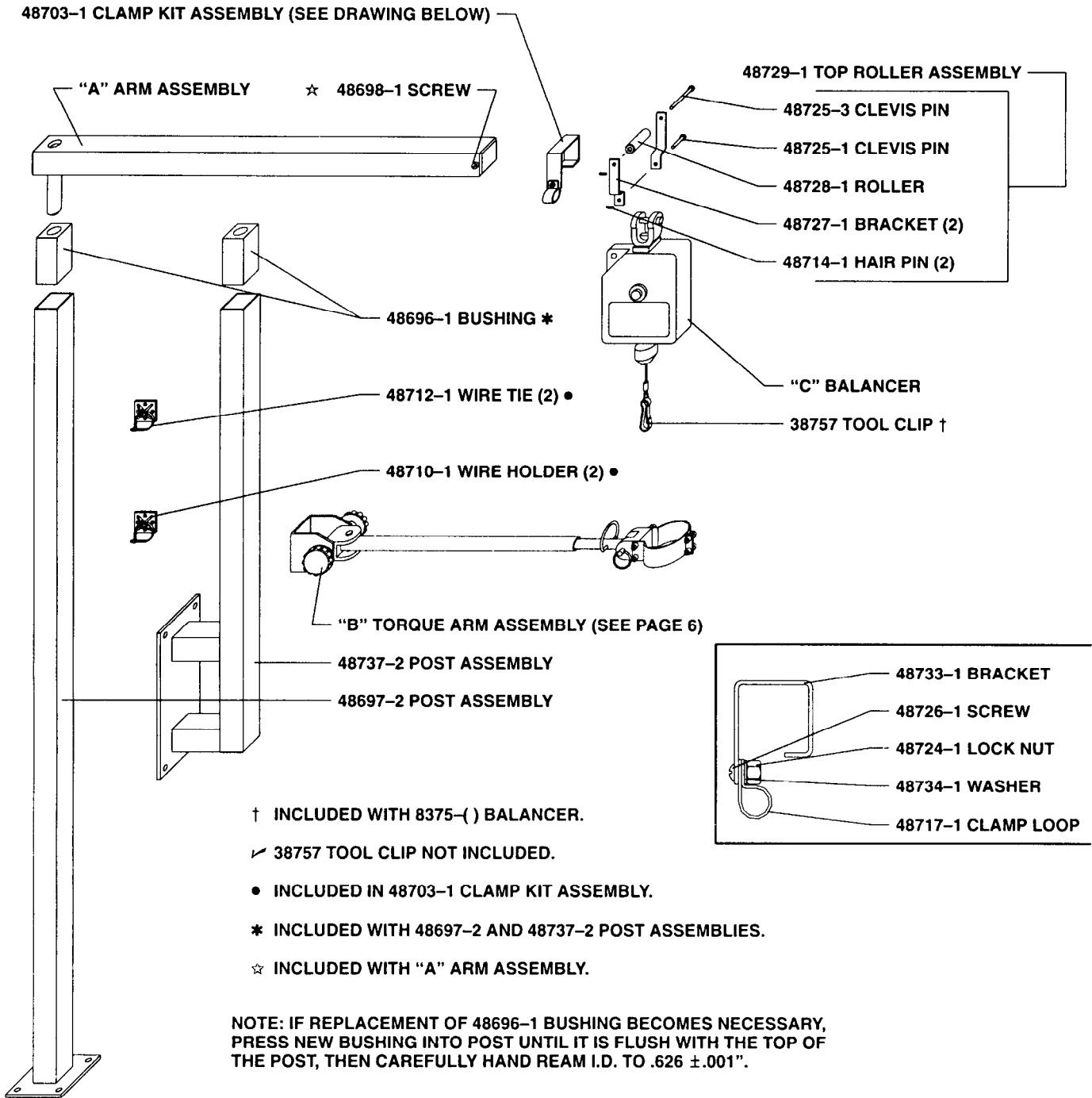
MODEL NUMBER		"A"	"B"	"C"
WB124A-000 ✓	WW124A-000 ✓	48704-2		
WB124A-002	WW124A-002	48704-2		8375-2
WB124A-004	WW124A-004	48704-2		8375-4
WB124A-005	WW124A-005	48704-2		7472
WB124A-022	WW124A-022	48704-2	48723-2	8375-2
WB124A-024	WW124A-024	48704-2	48723-2	8375-4
WB124A-025	WW124A-025	48704-2	48723-2	7472
WB130A-000 ✓	WW130A-000 ✓	48704-3		
WB130A-002	WW130A-002	48704-3		8375-2
WB130A-004	WW130A-004	48704-3		8375-4
WB130A-005	WW130A-005	48704-3		7472
WB130A-032	WW130A-032	48704-3	48723-3	8375-2
WB130A-034	WW130A-034	48704-3	48723-3	8375-4
WB130A-035	WW130A-035	48704-3	48723-3	7472

# MODELS WB1( ) ( )A-1( ) AND WW1( ) ( )A-1( ) (BASIC MODEL WITH HOSE AND COUPLER)



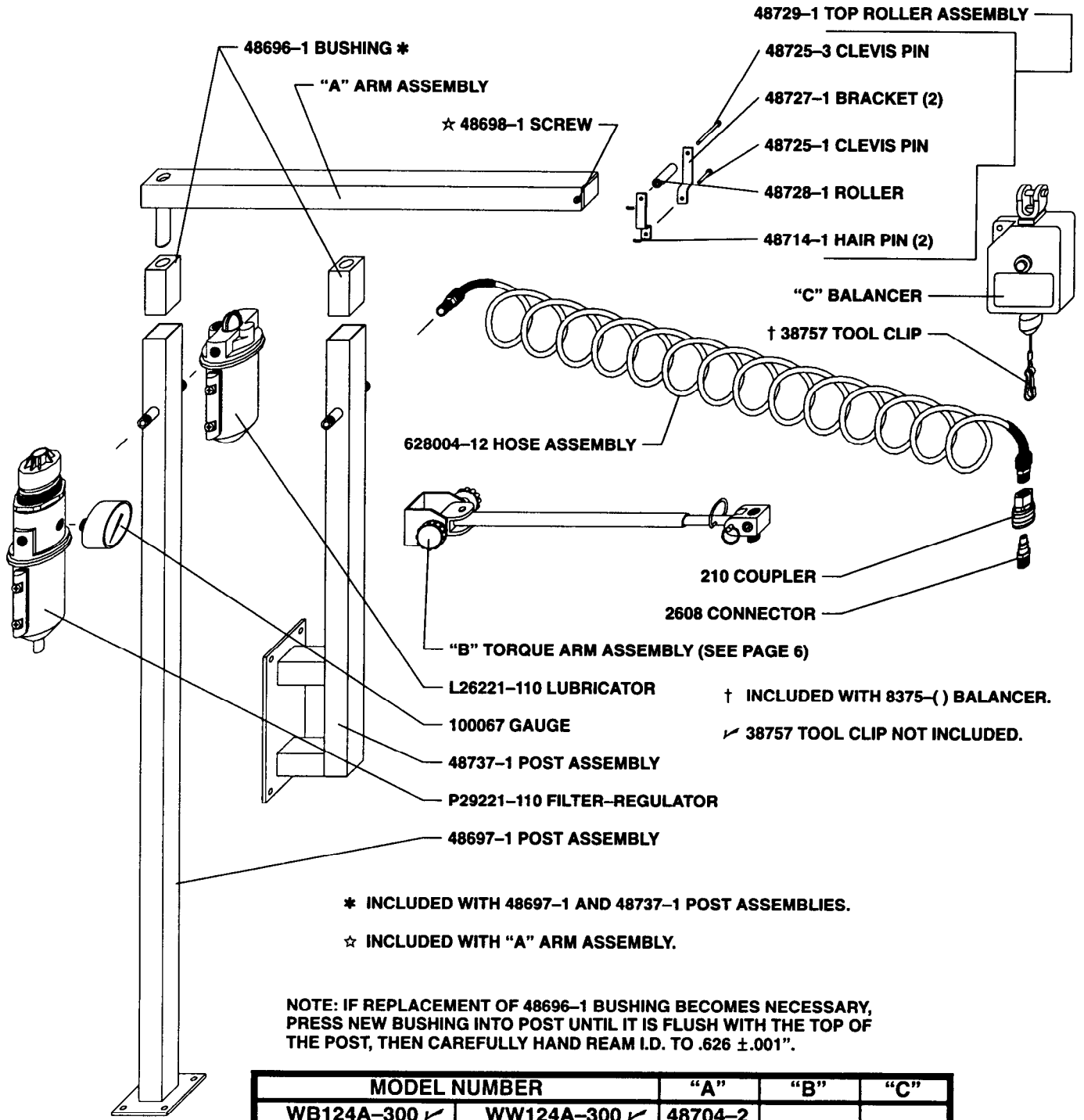
MODEL NUMBER		"A"	"B"	"C"
WB124A-102	WW124A-102	48704-2		8375-2
WB124A-104	WW124A-104	48704-2		8375-4
WB124A-105	WW124A-105	48704-2		7472
WB124A-122	WW124A-122	48704-2	48723-2	8375-2
WB124A-124	WW124A-124	48704-2	48723-2	8375-4
WB124A-125	WW124A-125	48704-2	48723-2	7472
WB130A-102	WW130A-102	48704-3		8375-2
WB130A-104	WW130A-104	48704-3		8375-4
WB130A-105	WW130A-105	48704-3		7472
WB130A-132	WW130A-132	48704-3	48723-3	8375-2
WB130A-134	WW130A-134	48704-3	48723-3	8375-4
WB130A-135	WW130A-135	48704-3	48723-3	7472

# MODELS WB1( ) ( )A-2( ) AND WW1( ) ( )A-2( ) (ELECTRIC TOOL MODELS)



MODEL NUMBER		"A"	"B"	"C"
WB124A-200 ✓	WW124A-200 ✓	48704-2		
WB124A-202	WW124A-202	48704-2		8375-2
WB124A-204	WW124A-204	48704-2		8375-4
WB124A-205	WW124A-205	48704-2		7472
WB124A-222	WW124A-222	48704-2	49379-2	8375-2
WB124A-224	WW124A-224	48704-2	49379-2	8375-4
WB130A-200 ✓	WW130A-200 ✓	48704-3		
WB130A-202	WW130A-202	48704-3		8375-2
WB130A-204	WW130A-204	48704-3		8375-4
WB130A-205	WW130A-205	48704-3		7472
WB130A-232	WW130A-232	48704-3	49379-3	8375-2
WB130A-234	WW130A-234	48704-3	49379-3	8375-4

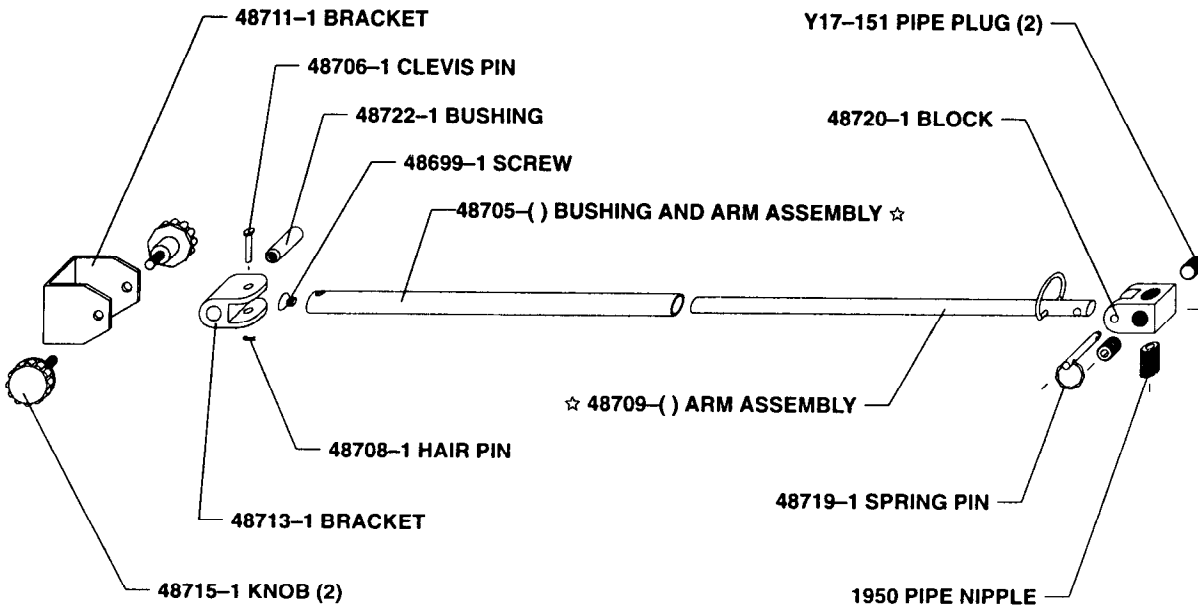
# MODELS WB1( ) ( )A-3( ) AND WW1( ) ( )A-3( ) (BASIC MODEL WITH F.R.L., HOSE AND COUPLER)



NOTE: IF REPLACEMENT OF 48696-1 BUSHING BECOMES NECESSARY, PRESS NEW BUSHING INTO POST UNTIL IT IS FLUSH WITH THE TOP OF THE POST, THEN CAREFULLY HAND REAM I.D. TO .626 ±.001".

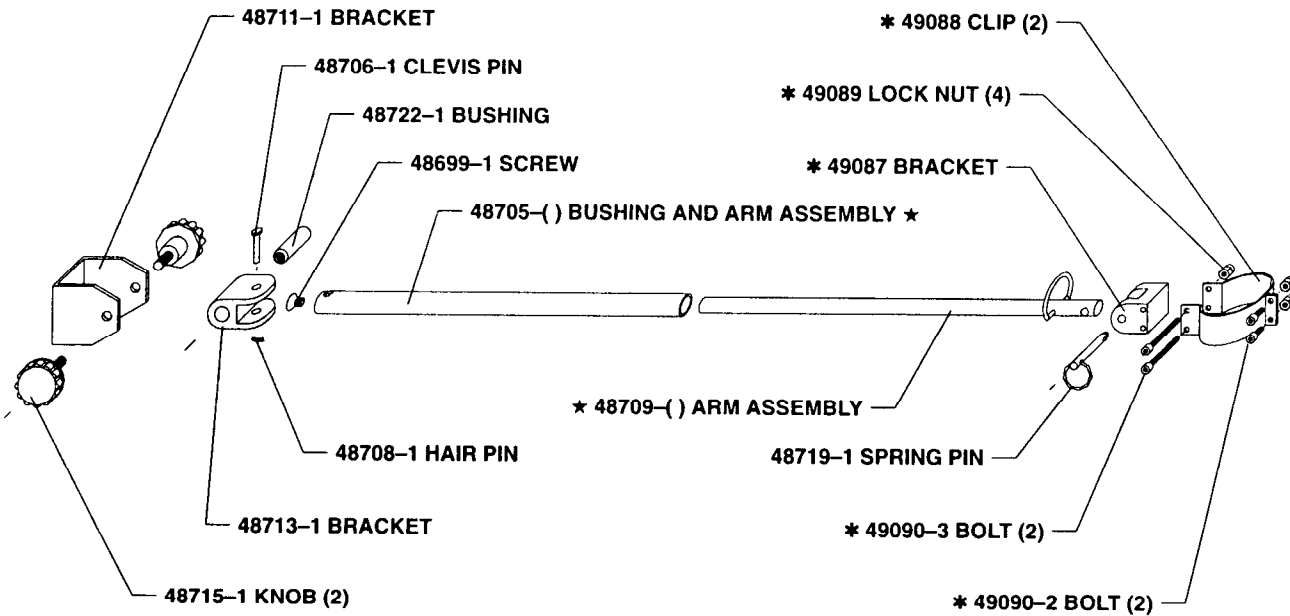
MODEL NUMBER		"A"	"B"	"C"
WB124A-300 ✓	WW124A-300 ✓	48704-2		
WB124A-302	WW124A-302	48704-2		8375-2
WB124A-304	WW124A-304	48704-2		8375-4
WB124A-305	WW124A-305	48704-2		7472
WB124A-322	WW124A-322	48704-2	48723-2	8375-2
WB124A-324	WW124A-324	48704-2	48723-2	8375-4
WB124A-325	WW124A-325	48704-2	48723-2	7472
WB130A-300 ✓	WW130A-300 ✓	48704-3		
WB130A-302	WW130A-302	48704-3		8375-2
WB130A-304	WW130A-304	48704-3		8375-4
WB130A-305	WW130A-305	48704-3		7472
WB130A-332	WW130A-332	48704-3	48723-3	8375-2
WB130A-334	WW130A-334	48704-3	48723-3	8375-4
WB130A-335	WW130A-335	48704-3	48723-3	7472

## 48723-( ) TORQUE ARM ASSEMBLY (AIR TOOL MODELS)



☆ SUFFIX (-2 AND -3) CORRESPONDS TO THAT OF 48723-( ) TORQUE ARM ASSEMBLY.

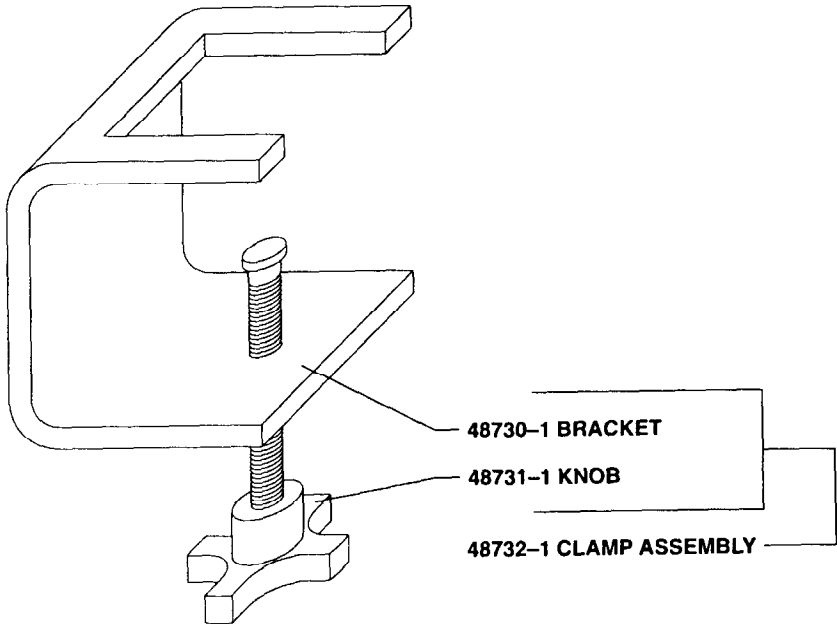
## 49379-( ) TORQUE ARM ASSEMBLY (ELECTRIC TOOL MODELS)



\* INCLUDED IN 49091 TOOL HOLDER ASSEMBLY.

☆ SUFFIX (-2 AND -3) CORRESPONDS TO THAT OF 49379-( ) TORQUE ARM ASSEMBLY.

# OPTIONAL EQUIPMENT





---

Part of worldwide Ingersoll-Rand